

Since 2007, Making IT Experts & Products

## Course: Adobe Dreamweaver

Duration: 15 Hrs (Changeable) | Fees: Individual / Batch

Since 2007, Nestsoft TechnoMaster has been providing training, internships, and services in IT technologies, both online and offline, with the expertise of **over 250 industry experts**. We have delivered internships, training, and seminars to more than 50,000 students, resulting in numerous success stories. **We offer 100% placement support through JobsNEAR.in**

### Our Courses/Internship

- Python/Django Fullstack
- Artificial Intelligence
- Machine Learning
- Data Science
- Software Testing (All)
- Wordpress, Woocommerce
- Digital Marketing, SEO
- Php/MySQL, Laravel
- Flutter, Android, IOS
- Asp.net MVC
- Web Design, Javascript
- Angular JS, React JS
- CCNA, MCSA, CCNP
- AWS, GCP, Azure
- Odoo, SalesForce, Sap
- Microsoft Excel
- Ethical Hacking



Syllabus on the Next Page ..



Our Head Office: Nestsoft TechnoMaster, Infopark, Cochin - 42, Kerala, India

+91 9895490866

+91 8301010866

join@nestsoft.com

www.nestsoft.com

Since 2007, Making IT Experts & Products

## Module 1: Introducing Dreamweaver

- \* Understanding the course
- \* Reviewing the course objectives and prerequisites
- \* Reviewing the course format
- \* Outlining the course content
- \* Understanding static page architecture

## Module 2: Getting Started

- \* Introducing Dreamweaver
- \* Learning the interface
- \* Defining a local site
- \* Creating a website

## Module 3: Adding Content to a Site

- \* Adding content
- \* Controlling document structure
- \* Making lists
- \* Adding horizontal rules
- \* Adding special characters

## Module 4: Formatting with CSS


- \* Formatting text
- \* Introducing CSS
- \* Creating styles
- \* Exporting CSS rule definitions
- \* Creating class styles

Our Head Office: Nestsoft TechnoMaster, Infopark, Cochin - 42, Kerala, India

 +91 9895490866

 +91 8301010866

 [join@nestsoft.com](mailto:join@nestsoft.com)

 [www.nestsoft.com](http://www.nestsoft.com)

Since 2007, Making IT Experts & Products

- \* Attaching external style sheets
- \* Creating advanced styles
- \* Creating a new external style sheet
- \* Displaying styles
- \* Understanding cascading order and inheritance of styles
- \* Creating internal styles with the Property inspector

## **Module 5: Working with Graphics**

- \* Using graphics on web pages
- \* Placing graphics on the page
- \* Modifying image properties
- \* Editing images
- \* Doing roundtrip editing with Fireworks
- \* Customizing the Insert bar
- \* Adding Flash content
- \* Adding Flash Video

## **Module 6: Navigating Your Site**

- \* Understanding site navigation
- \* Linking to files in your site
- \* Linking to sites
- \* Linking to named anchors
- \* Adding e-mail links
- \* Linking from images

Our Head Office: Nestsoft TechnoMaster, Infopark, Cochin - 42, Kerala, India

☎ +91 9895490866

☎ +91 8301010866

✉ [join@nestsoft.com](mailto:join@nestsoft.com)

🌐 [www.nestsoft.com](http://www.nestsoft.com)

- \* Creating a jump menu

## **Module 7: Designing Page Layouts with CSS**

- \* Understanding page layout
- \* Using layers for layout
- \* Adding CSS to layers
- \* Using absolute and relative positioning
- \* Designing with DIV's
- \* Designing navigation links with CSS
- \* Importing tabular data
- \* Using table layout view

## **Module 8: Using Libraries and Templates**


- \* Using site library items
- \* Creating site templates
- \* Defining editable regions
- \* Using templates
- \* Applying a template to an existing page
- \* Modifying templates

## **Module 9: Creating Forms**


- \* Understanding forms
- \* Processing a form
- \* Setting focus in a form
- \* Validating a form

Our Head Office: Nestsoft TechnoMaster, Infopark, Cochin - 42, Kerala, India

 +91 9895490866

 +91 8301010866

 [join@nestsoft.com](mailto:join@nestsoft.com)

 [www.nestsoft.com](http://www.nestsoft.com)

Since 2007, Making IT Experts & Products

## Module 10: Testing, Maintenance, and Uploading

- \* Testing your site
- \* Maintaining your files and folders
- \* Connecting to a remote site
- \* Synchronizing files

(Click on Course for more details)

**Course: Adobe Dreamweaver**

**Duration: 15 Hrs (Changeable) | Fees: Individual / Batch**

**- Thank You -**

N.B: This syllabus is not final and can be customized as per requirements / updates.

Our Head Office: Nestsoft TechnoMaster, Infopark, Cochin - 42, Kerala, India

+91 9895490866

+91 8301010866

join@nestsoft.com

www.nestsoft.com